



Tradebe Environmental Services Carbon Reduction Plan 2021




Tradebe Commitment to Net Zero



Tradebe Environmental Services Ltd (TES) provide vital environmental solutions for waste produced in all types of industry. Sustainability drives what we do, and it is our aim to drive the circular economy.

In support of the UK's commitment to achieve Net Zero by 2050, our business must find approaches which reduce the emissions released within our operations and across our value chain, whilst maintaining the vital waste management services we provide. TES are aligned with the UK's goals and are committed to achieving Net Zero emissions by 2050.

Tradebe commits
to net zero by
2050



Quantification of baseline emissions forms the reference point against which any future emission reductions are measured. TES's baseline is defined as the emissions for the period 1st January 2021 to 31st December 2021.

This approach ensures the baseline is representative of a typical year where services are operating as usual across the business. Representative data was not available prior to 2020 due to recent significant acquisitions. 2020 has been deemed an atypical year due to the disruption caused by COVID-19. Nevertheless 2020 emissions are measured across all Scopes and should be viewed as indicative of our expected emissions, as well as establishing a benchmark for further reporting improvements.



2020
emissions are measured
across all scopes



Current Emissions Reporting



TES began reporting of Scope 1 and Scope 2 emissions for the period 1st January 2020 to 31st December 2020, under the obligations of the Streamlined Energy and Carbon Reporting framework.

For the first time, emissions from waste burning at our sites and a suite of five Scope 3 categories (upstream transportation and distribution, waste generated in operations, business travel, employee commuting and downstream transportation and distribution) have been recorded to provide a representative carbon footprint for our business. The UK GHG Conversion Factors for Company Reporting (2020) are used to calculate emissions related to each Scope.

Analysis of 2020 emissions shows that 75% of our carbon footprint arises from our own operations and processes. These are shown as Scope 1 and 2 emissions. These consist predominantly of GHG emissions from fuel combustion and direct emissions from incineration processes. The remaining 25% of emissions are reported in Scope 3 and occur at sources owned or controlled by businesses in our value chain.

Due to the nature of our industry, our value chain is considerably simpler than most manufacturing processes. Therefore, whilst emissions from transport and distribution, employee commuting and business travel are reported, their impact amounts to less than 5% our footprint, whilst using standard UK factors the major contributor to Scope 3 emissions is residual waste sent to landfill (20%).

Emissions	Description	Total (tCO ₂ e)
Scope 1	Emissions from sources that are owned or controlled by the company.	84,522
Scope 2	Emissions from the generation of electricity, which is then purchased by the company.	6,154
Scope 3 (Included Sources)	Emissions that are a consequence of the activities of the company but occur at sources owned or controlled by another company. (Included sources are Upstream Transportation & Distribution, Waste Generated in Operations, Business Travel, Employee Commuting and Downstream Transportation & Distribution)	30,020
Total Emissions		120,696



120,696 tCO₂e
- total emissions
released in 2020



70%
Scope 1



5.1%
Scope 2



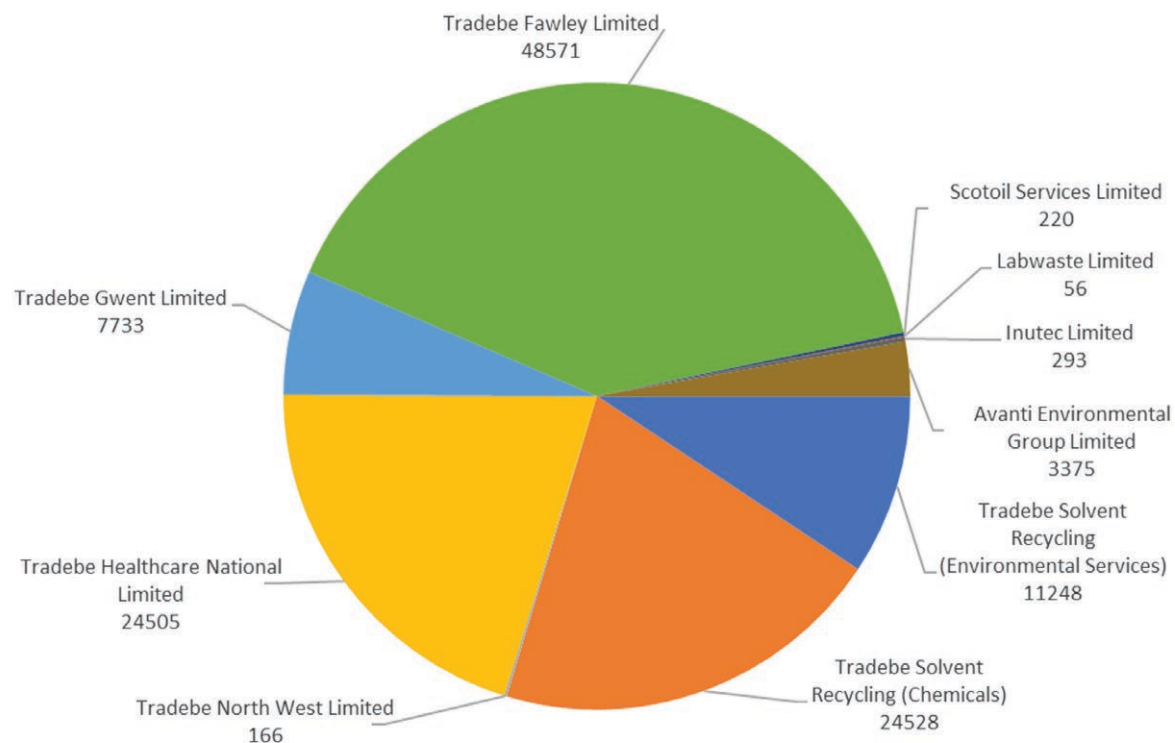
24.9%
Scope 3

Current Emissions Reporting



As a multi-site and multi divisional company data is collected centrally for the UK parent company Tradebe Environmental Services Ltd and our 2050 Net Zero commitment is established at this level. In line with 'PPN06/21 Technical Standard for the Completion of Carbon Reduction Plans' we proportion the emissions to our bidding entities as follows:

Tradebe Environmental Services - tCO₂ eq by Bidding Entity



Roadmap to Net Zero



In order to continue our progress to Net Zero, we have adopted the following carbon reduction roadmap:

- We expect that in the short term, TES can reduce its footprint by 21% by the year 2025. Most of this anticipated reduction is a consequence of the divestment of our Chemicals business.
- Between 2025 and 2035, we anticipate that Net Zero procurement, decarbonisation of fuels and electricity, and efficiency improvements will provide a cumulative reduction of 32%.
- In the longer term, we anticipate that by 2040 it will be possible to reduce our emissions by 47% of TES' current emissions, measured for 2020. This is due to an expected increase in clean fuels in our operations and value chain, continued efficiency improvements and the introduction of developed carbon capture, usage, and storage (CCUS) technology.
- Final reduction to Net Zero by increased use of clean fuels and a significant uplift of CCUS technology is expected to be available by 2050.

Progress towards Net Zero will be tracked against the following trajectory, which incorporates the short- and long-term targets defined in our commitment. Our bridge to Net Zero has been planned with no reliance on carbon offsetting. Carbon offsets can be purchased through third-party verified schemes before the deadline if progress towards Net Zero cannot be achieved with reductions alone.



**TES anticipates
an accumulative
reduction of**

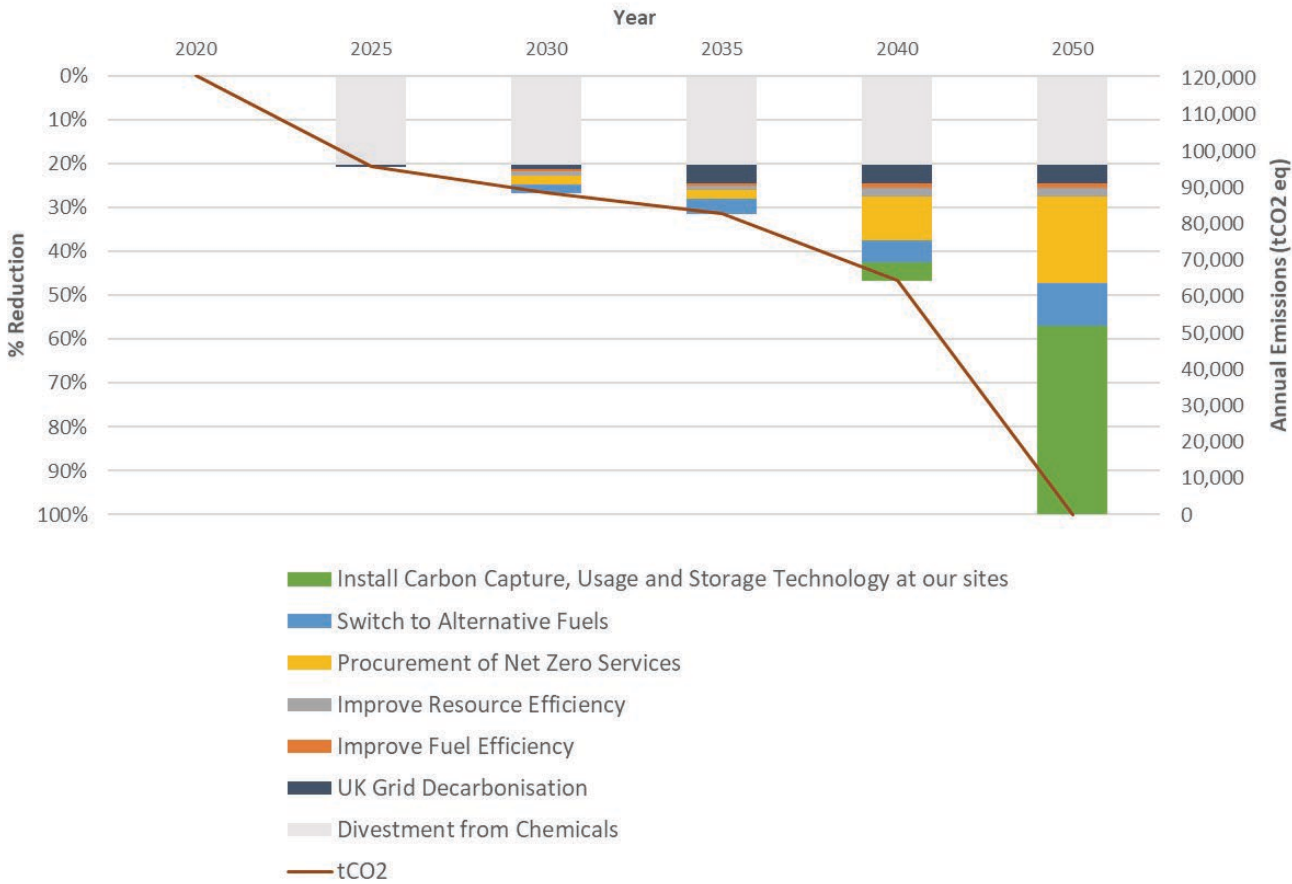
**32%
by
2035**



Roadmap to Net Zero



Tradebe Environmental Services - Roadmap to Net Zero



Net Zero Objectives



TES has already implemented the following:

- Our sites are certified to ISO14001, Environmental Management.
- Our Solvent Recycling sites at Hendon Dock, Heysham, Knottingley and Rye, as well as our High Temperature Incinerator at Fawley are signed up to Industry Sector Climate Change Agreements. Compliance has been achieved in all previous Target Periods.
- Tradebe work with existing and potential customers to measure waste management emissions, using a Life Cycle Analysis tool meeting the requirements of ISO14044. Recently, this was used to demonstrate the benefit of recovering water from treated wastewaters at our Gwent facility.
- Adoption of more energy efficient equipment across many of our sites. This includes installation of LED lighting controlled by PIR sensors and energy efficient variable speed drives, high efficiency motors and chillers in operational areas.



Net Zero Objectives



TES has set out six key objectives to progress to Net Zero:



- **Increasing Energy Efficiency**

TES aims to increase energy efficiency for all fuel consumption within our own sites and our transport. We target a 5% reduction in the amount of energy consumed from fuels by 2030 and increasing to a total 10% by 2040. This reduces the emissions related to burning of fossil fuels before clean fuels for industry are readily available.



- **Improving Resource Efficiency**

TES aims to reduce the quantity of waste sent to landfill. By 2030, we target a reduction in the quantity of waste to landfill by 5% and increasing to 10% by 2040 at the latest. By doing this, we are diverting our wastes from disposal routes which have the most significant carbon footprints.



- **Increasing Procurement of Net Zero Services**

TES aims to execute a policy to select waste and haulage providers who mirror our commitment to achieve Net Zero by 2050. We target a 10% reduction in emissions generated by 3rd party waste contractors and procured 3rd party haulage by 2030, increasing to 50% by 2040 and reaching 100% by 2050. This objective significantly contributes to reducing the emissions released throughout our value chain.

TES will target to increase energy efficiency to

10% by 2050



Carbon Reduction Projects



- **Switching to Alternative Fuels**

TES aims to switch to clean fuels across our own sites and our transport including fleet vehicles as these become economically available, with a gradual replacement programme completing in 2050. This objective will prevent CO₂ emissions from fuel burning within our own sites and our transport.



- **Install Carbon Capture, Usage and Storage (CCUS) Technology**

TES aims to invest in CCUS technology to capture carbon emissions unrelated to fuel usage i.e., those resulting directly from waste being incinerated. We recognise that CCUS is at an early stage in technology implementation and consequentially target the capture of 10% of emissions from our incineration stacks by 2040, increasing to 100% by 2050. This target is based on current expectations in CCUS development.



- **Improving Data Quality and Verification**

TES aims to continually improve the availability, accuracy and reliability of all data used to calculate our businesses carbon footprint. We target a central approach to manage this data, integrated into our reporting.

**These objectives
will drive down
CO₂ emissions
to Net Zero by
2050**



Declaration and Sign Off



Kristian Dales

CEO, Tradebe
Environmental
Services Limited

December 2021



Andrew Crowther

Sustainability and
SHEQ Director, Tradebe
Environmental Services
Limited

December 2021

This Carbon Reduction Plan has been completed in accordance with PPN 06/21, and the associated guidance and reporting standard for Carbon Reduction Plans.

Emissions have been reported and recorded in accordance with the published reporting standard for Carbon Reduction Plans and the GHG Reporting Protocol corporate standard and uses the 2020 UK Government GHG Conversion Factors for Company Reporting.

Scope 1 and Scope 2 emissions have been reported in accordance with methodologies described in the GHG Protocol Corporate Accounting and Reporting Standard, and the required subset of Scope 3 emissions have been reported in accordance with methodologies described in the published reporting standard for Carbon Reduction Plans and the Corporate Value Chain (Scope 3) Standard.



This Carbon Reduction Plan is endorsed by the Tradebe Environmental Services Limited Executive Committee and reviewed and updated annually.

